

UNIVERSIDADE DE SÃO PAULO

**INSTITUTO DE FÍSICA
CAIXA POSTAL 66318
05389-970 SÃO PAULO - SP
BRASIL**

PUBLICAÇÕES

IFUSP/P-1184

**PARAMETRIC CONDUCTANCE CORRELATION
FOR IRREGULARLY SHAPED QUANTUM DOTS**

Henrik Bruus

CNRS-CRTBT, 25 Avenue des Martyrs, BP166, F-38042
Grenoble Cédex 9, France

Caio H. Lewenkopf

Instituto de Física, Universidade de São Paulo

Eduardo R. Mucciolo

NORDITA, Blegdamsvej 17, DK-2100
Copenhagen Ø, Denmark

Outubro/1995

Parametric Conductance Correlation for Irregularly Shaped Quantum Dots

Henrik Bruus^a, Caio H. Lewenkopf^b, and Eduardo R. Mucciolo^c

^a CNRS-CRTBT, 25 Avenue des Martyrs, BP166, F-38042 Grenoble Cédex 9, France

^b Instituto de Física, Universidade de São Paulo, C. P. 66318, 05389-970, São Paulo, Brazil

^c NORDITA, Blegdamsvej 17, DK-2100 Copenhagen Ø, Denmark

(Submitted to Phys. Rev. B, October 20, 1995)

Abstract

We propose the autocorrelator of conductance peak heights as a signature of the underlying chaotic dynamics in quantum dots in the Coulomb blockade regime. This correlation function is directly accessible to experiments and its decay width contains interesting information about the underlying electron dynamics. Analytical results are derived in the framework of random matrix theory in the regime of broken time-reversal symmetry. The final expression, upon rescaling, becomes independent of the details of the system. For the situation when the external parameter is a variable magnetic field, the system-dependent, nonuniversal field scaling factor is obtained by a semiclassical approach. The validity of our findings is confirmed by a comparison with results of an exact numerical diagonalization of the conformal billiard threaded by a magnetic flux line.

PACS numbers: 73.20.Dx, 05.45.+b, 72.20.My

I. INTRODUCTION

During the last five years the fabrication of ballistic two-dimensional electron gas microstructures in GaAs/Ga_{1-x}Al_xAs heterostructures has opened up a new field: the study of quantum manifestations of classical chaos in condensed matter systems.¹ The first theoretical discussion² of the so-called quantum chaos in microstructures dealt with open systems, i.e., cavities on the micrometer scale or smaller connected to the external world by leads that admit a continuous flow of electrons. Several successful experiments followed.³⁻⁷ Nowadays the theoretical study of quantum chaos is also well developed for closed microstructures, known as quantum dots.⁸ These are cavities coupled to the external leads by tunnel barriers that prevent a continuous flow of electrons and make the electric charge inside the dot quantized. The striking characteristic of quantum dots is the appearance of very sharp peaks in the conductance as a function of the gate voltage. These peaks are roughly equidistant due to the strong charging effect, but their heights vary randomly by an order of magnitude or more. The general interest in this phenomenon, combined with the existence of interesting experimental data on quantum chaos for closed systems,⁹ motivated several theoretical studies.¹⁰⁻¹⁴ These works proposed universal conductance peak distributions for quantum dots in the Coulomb blockade regime as fingerprints of the underlying chaotic dynamics. Similar predictions for open systems^{11,15} have been difficult to observe experimentally¹⁶ because of the strong influence of dephasing.¹⁷

The initial experiments on Coulomb blockade peak heights in quantum dots⁸ have paved the way for the first convincing measurements of statistical distributions of peak heights.^{16,18,19} However, the full distribution of the conductance peaks is not a trivial quantity to measure. Since each peak sequence is not very long, good statistics demands great experimental effort. One possible solution is a true ensemble averaging, which requires many different samples. In Ref. 12 it was suggested that one could obtain such an average from a single device by changing its shape *in situ* using external electrostatic potentials. This difficult procedure has now been tested experimentally in open²⁰ and closed systems.¹⁹ Another seemingly simpler solution is to generate more statistics by varying an applied magnetic field (taking care to measure at B -field steps larger than the conductance autocorrelation width δB_c).^{16,18}

In order to test more thoroughly quantum manifestations of classical chaos in quantum dots in the tunneling regime we propose a new quantity to be investigated: the parametric conductance peak autocorrelation function. Because it is not difficult to cover a parametric range which extends over several autocorrelation lengths, correlation functions need a small number of peaks and should be easy to obtain experimentally. Moreover, correlators of a fixed eigenstate are also of theoretical interest. Analytical calculations using random matrix theory beyond a perturbative approach seem to be very challenging. In addition, the nonuniversal scaling contains interesting information about the underlying classical dynamics. To put the parametric dependence in contact with physical quantities and develop a satisfactory theoretical treatment of nonuniversal scaling factors, one has to invoke semiclassical arguments. In this sense the study of the autocorrelator of conductance peaks is an example where semiclassical and random matrix theories complement each other in the understanding of mesoscopic phenomena.

The first step towards the description of the main features of chaos in quantum dots

is to consider the problem of electrons moving in a cavity. We assume that the Coulomb interaction within the cavity can be taken into account in a self-consistent way, yielding noninteracting quasi-particles. As a result of extensive studies of 2D dynamical systems, one has learned that when the classical motion in the cavity is hyperbolic, the quantum spectrum and the wave functions exhibit certain universal features.²¹ Throughout this paper we shall consider a statistical approach which is valid for chaotic systems and also works fairly well for systems whose phase space is predominantly chaotic.²²

The paper is organized as follows. In Sec. II we present our analytical and numerical treatment based on random matrix theory (RMT). We concentrate on the case of broken time-reversal symmetry (TR), but also show numerical results for the TR preserved case (spin-orbit interactions are always neglected). In Sec. III we study a dynamical model to illustrate our findings. There we conjecture that the semiclassical periodic orbit theory can be used to estimate the typical magnetic field scale of any correlator of a quantum dot in a realistic situation. We conclude in Sec. IV with a discussion on how the presented results are robust with respect to dephasing effects and on possible experimental realizations. Several more technical details are left to the Appendices.

II. STOCHASTIC APPROACH

One of the basic tools to investigate the conductance in mesoscopic devices is the Landauer-Büttiker formula.^{23,24} For a two-lead geometry, where leads are denoted by L (left) and R (right), the conductance G is given by

$$G = \frac{2e^2}{h} \sum_{ab} |S_{ab}^{LR}(E_F, \phi)|^2, \quad (2.1)$$

where the sum runs over the channels $\{a\}$ on the lead L and the channels $\{b\}$ on the lead R . The scattering matrix $S(E, \phi)$ connects right and left channels and is evaluated at the energy E and magnetic flux ϕ . The factor of two is due to spin degeneracy.

In the case of quantum dots in the tunneling regime this formula becomes particularly simple, since the S -matrix can be written as

$$S_{ab}(E, \phi) = S_{ab}^0(E, \phi) - i \sum_{\nu} \frac{\gamma_{a\nu} \gamma_{b\nu}}{E - \varepsilon_{\nu} + i\Gamma_{\nu}/2} + O(\langle\Gamma\rangle/\Delta), \quad (2.2)$$

where the matrix elements $\gamma_{a\nu}$ give the probability amplitude of a state in channel a to couple to the resonance ν in the dot. The total decay width is given by $\Gamma_{\nu} = \sum_c |\gamma_{c\nu}|^2$, where the sum is taken over all open channels c . We shall assume that the contribution of direct processes is very small and neglect the off-resonance term S^0 . Equation (2.2) is a very good approximation to the S -matrix when the average decay width $\langle\Gamma\rangle$ is much smaller than the mean spacing between resonant states Δ . This is indeed the case for the isolated resonances observed in quantum dot experiments. (Hereafter we use Δ to denote the level spacing caused solely by single-particle states within the cavity, as opposed to the spacing between conductance peaks observed in the experiments.) When the condition $\langle\Gamma\rangle/\Delta \ll 1$ is not met, unitarity corrections to Eq. (2.2) become important and they demand a different parameterization of the S matrix (see for example Ref. 25).

The matrix elements in Eq. (2.2) can be obtained by invoking the R -matrix formalism.²⁶ Such approach was originally proposed in the study of nuclear resonance scattering and has more recently been successfully applied in the context of mesoscopic physics.^{10,27} The partial decay amplitude $\gamma_{c\nu}$ is given by

$$\gamma_{c\nu} = \sqrt{\frac{\hbar^2}{2m}} \int ds \chi_c^*(\mathbf{r}) \psi_{\nu}(\mathbf{r}), \quad (2.3)$$

where ψ_{ν} is the eigenfunction of the resonance ν inside the dot with the appropriate boundary condition and χ_c is the wave function in the channel c at energy ε_{ν} . The integration is done over the contact region between lead and cavity. A useful quantity for the forthcoming discussion is the partial decay width, defined as $\Gamma_{c\nu} = |\gamma_{c\nu}|^2$. We remark that Eq. (2.3), as it stands, does not contain barrier penetration factors. Throughout this paper we will assume that penetration factors are channel independent and therefore will influence only the average decay width $\langle\Gamma\rangle$, but not its distribution. This approximation is certainly valid in the case of a single open channel in each lead, the case for which we specialize our analytical and numerical results. When the constrictions connecting leads to the cavity are smaller than one electron wavelength but the cross section in the leads is not, strong correlations among partial decay amplitudes at a fixed resonance exist.^{13,14} For this general situation it is still possible to incorporate different penetration factors and the effect of correlations to our results, although we do not believe that the final expressions could be cast in a simple analytical form. Nevertheless, one would need to obtain all parameters either from the experiment, or from a satisfactory dynamical model that comprises both cavity and leads.

Finite temperature averaging caused by the rounding of the Fermi distribution can be done straightforwardly. In the limit $\Gamma_{c\nu} \ll kT < \Delta$ the conductance peak corresponding to an *on resonance* measurement is given by,²⁸

$$\tilde{G}_{\nu} = \frac{2e^2}{h} \left(\frac{\pi}{2kT} \right) g_{\nu}, \quad \text{with} \quad g_{\nu} = \frac{\Gamma_{L\nu} \Gamma_{R\nu}}{\Gamma_{L\nu} + \Gamma_{R\nu}}, \quad (2.4)$$

where $\Gamma_{L(R)\nu}$ is the decay width for the resonance ν into open channels in the $L(R)$ lead. In other words, $\Gamma_{L(R)\nu} = \sum_{c \in L(R)} \Gamma_{c\nu}$. Equation (2.4) does not take into account thermal activation effects. However, one should have in mind that in the tunneling regime very small values of the partial decay widths may occur relatively close in energy to large ones. In addition to that, the single-particle spacing fluctuates and can reach values smaller than Δ . As a result, even at low temperatures (less than 100mK) a very short peak may be substantially influenced by neighboring resonances. This effect causes the conductance peak to crossover to a different regime, where the height becomes proportional to T rather than $1/T$ (even though the inequality $\Gamma_{R,L} \ll kT \ll \Delta$ is still approximately satisfied).²⁹ We will avoid further considerations of this or any other similar effect by restricting our analysis to peaks whose heights have exclusively the characteristic $1/T$ behavior.

In what follows we are going to evaluate the autocorrelator of conductance peak heights in terms of an external parameter X which acts on the system Hamiltonian. (At this point we do not need to specify X , which could be, for instance, a shape variable or a magnetic flux.) In order to obtain the autocorrelator we use a statistical approach which shall be described in detail in the next subsection. Unfortunately, a complete analytical solution for

this problem is not yet available and presently seems to be a formidable task. Therefore, our analytical treatment is based on a perturbative expansion for small values of X . We resort to numerical diagonalizations of large random matrices to conjecture the complete form of the autocorrelator for all other values of X .

We also derive an exact analytical expression for the joint probability distribution of conductance peak heights and their first parametric derivative. This distribution, besides being of theoretical interest by itself, can also be employed alternatively in the calculation of the small X asymptotic limit of the conductance peak correlator.

Before proceeding, we first present some basic quantities entering the calculation. Since we are only considering two-point functions, the knowledge of the partial decay widths at two parameter space points, X_1 and X_2 , is required. We will need to specify $\Gamma_{cv}(X_2)$ only up to first order terms in an expansion around $\Gamma_{cv}(X_1)$, namely,

$$\Gamma_{cv}(X_2) = \Gamma_{cv}(X_1) + X\Lambda_{cv}(X_1) + O(X^2), \quad (2.5)$$

where $X = X_2 - X_1$. The coefficient Λ is given by first-order perturbation theory in terms of eigenfunctions, eigenvalues, and matrix elements of the perturbation. Assuming that the Hamiltonian may be written in the form $H(X) = H_0 + XU$ and using Eq. (2.3), we find that

$$\Lambda_{cv} = \sum_{\mu \neq \nu} \frac{\gamma_{cv}^* \gamma_{c\mu} U_{\mu\nu} + \gamma_{cv} \gamma_{c\mu}^* U_{\nu\mu}}{\varepsilon_\nu - \varepsilon_\mu}, \quad (2.6)$$

with $H_0 \psi_\nu(\mathbf{r}) = \varepsilon_\nu \psi_\nu(\mathbf{r})$ and all partial decay amplitudes, eigenvalues, and matrix elements evaluated at X_1 . So far no statistical assumption has been made.

A. Parametric conductance peaks autocorrelation function

The starting point of our discussion of the conductance peak autocorrelation function is Eq. (2.4). In this subsection we shall mainly treat the situation of TR broken by an external magnetic field. We identify the magnetic flux with the previously introduced variable X . In the spirit of RMT³⁰, the analysis that follows will lead to an universal curve for the conductance peak autocorrelation, which is expressed in terms of a scaled X and the coupling of the dot to the external leads, denoted by the parameters $a_{R,L}$. Both $a_{R,L}$ and the typical scale of X are system specific quantities, depending on the dot shape, the quality of the dot-lead couplings, and the Fermi energy. Ideally, the scaling of X should be extracted from the experimental resonance (level) velocity correlator.³¹ When this information is not available, it is not straightforward to put X in correspondence with experimental parameters. To overcome this problem we invoke a dynamical system and shall discuss it at length in Section III. Similarly, to obtain $a_{R,L}$ one needs to model specific features of the tunneling barriers. We avoid this procedure by expressing our results in terms of the mean decay width $\langle \Gamma \rangle$, which then becomes a fitting parameter in comparisons with experiments.

The autocorrelator of peak heights is defined as

$$C_g(X) \equiv \left\langle g_\nu \left(\bar{X} - \frac{X}{2} \right) g_\nu \left(\bar{X} + \frac{X}{2} \right) \right\rangle - \left\langle g_\nu \left(\bar{X} - \frac{X}{2} \right) \right\rangle \left\langle g_\nu \left(\bar{X} + \frac{X}{2} \right) \right\rangle, \quad (2.7)$$

where $\langle \dots \rangle$ denotes averages over the resonances ν and over different values of \bar{X} , but will later be interpreted as an average over the Gaussian unitary ensemble (GUE) of random Hamiltonians.³⁰ The difficulties involved in the exact calculation of $C_g(X)$ become clear once we expand the conductance peak height in powers of X and assume translation invariance (independence of \bar{X}),

$$C_g(X) = \sum_{n=0}^{\infty} \frac{(-1)^n X^{2n}}{(2n)!} \left\langle \left[\frac{d^n g_\nu(\bar{X})}{d\bar{X}^n} \right]^2 \right\rangle - \langle g_\nu(\bar{X}) \rangle^2. \quad (2.8)$$

(Notice that odd powers disappear since the autocorrelator is by construction an even function of X .) As presented in Eq. (2.8), the task of finding the complete functional form of $C_g(X)$ requires not just the knowledge of the second moment of all derivatives of $g_\nu(\bar{X})$, but also the summation of the Taylor series. Presently we do not know of any other alternative method that could lead to the *complete* analytical form of $C_g(X)$. An analog situation is encountered in the calculation of the more commonly studied level velocity autocorrelator³¹ (see the detailed discussion of Ref. 32). The small X asymptotic limit can, however, be evaluated exactly through standard random matrix methods. Moreover, an approximate curve for all values of X can be found through numerical simulations.

We start with the small X asymptotics. For this purpose we keep in Eq. (2.8) only the two lowest order terms,

$$C_g(X) = C_g(0) + C_g''(0) \frac{X^2}{2} + O(X^4), \quad (2.9)$$

with

$$C_g(0) = \left\langle \left(\frac{\Gamma_{R\nu} \Gamma_{L\nu}}{\Gamma_{R\nu} + \Gamma_{L\nu}} \right)^2 \right\rangle - \left\langle \frac{\Gamma_{R\nu} \Gamma_{L\nu}}{\Gamma_{R\nu} + \Gamma_{L\nu}} \right\rangle^2 \quad (2.10)$$

and

$$C_g''(0) = - \left\langle \left(\frac{\Gamma_{R\nu} \Gamma_{L\nu}}{\Gamma_{R\nu} + \Gamma_{L\nu}} \right)^2 \left(\frac{\Lambda_{R\nu}}{\Gamma_{R\nu}} + \frac{\Lambda_{L\nu}}{\Gamma_{L\nu}} - \frac{\Lambda_{R\nu} + \Lambda_{L\nu}}{\Gamma_{R\nu} + \Gamma_{L\nu}} \right)^2 \right\rangle. \quad (2.11)$$

Now we introduce a statistical model: we assume that due to shape irregularities and the presence of a magnetic field, the Hamiltonian can be modeled as a member of the GUE.³⁰ Under this assumption, $C_g(0)$ has already been obtained.^{10,12-14} For example, in the simplest case, where one has two equivalent uncorrelated open channels (one in each lead), $C_g(0) = 4\langle \Gamma \rangle^2 / 45$. The second-order coefficient requires a more complex treatment, since Eq. (2.11) involves not simply eigenfunctions but eigenvalues as well. For Gaussian ensembles, a great simplification is possible due to the statistical independence of matrix elements of the Hamiltonian. This will allow us to divide the ensemble average into averages over eigenfunctions and eigenvalues.

For the sake of simplicity, we will take the matrix elements of U as Gaussian distributed,³³ with

$$\langle U_{\nu\mu} \rangle = 0 \quad \text{and} \quad \langle U_{\nu\mu} U_{\lambda\rho} \rangle = \frac{\sigma^2}{N} \delta_{\nu\rho} \delta_{\mu\lambda}, \quad (2.12)$$

where σ is a measure of the perturbation strength and N is the number of eigenstates (resonances) considered. It immediately follows that

$$\langle \Lambda_{L(R)\nu}^2 \rangle_U = \frac{2\sigma^2}{N} \sum_{c \in L(R)} \sum_{\mu \neq \nu} \frac{|\gamma_{c\mu}|^2 |\gamma_{c\nu}|^2}{\varepsilon_{\nu\mu}^2} \quad (2.13)$$

and

$$\langle \Lambda_{R\nu} \Lambda_{L\nu} \rangle_U = \frac{\sigma^2}{N} \sum_{c \in R, c' \in L} \sum_{\mu \neq \nu} \left(\frac{\gamma_{c\nu}^* \gamma_{c'\nu} \gamma_{c\mu} \gamma_{c'\mu}^*}{\varepsilon_{\nu\mu}^2} + c.c. \right), \quad (2.14)$$

with $\varepsilon_{\nu\mu} = \varepsilon_\nu - \varepsilon_\mu$. Up to this point the formulation of the problem is very generic and no restriction has been made neither on the number of open channels nor on their transmission coefficients. A quick inspection of Eqs. (2.13) and (2.14) indicates that the solution of the most generic case (multichannel leads) is possible, but the algebra is very tedious and intricate. Recent experimental realizations of quantum dots in the tunneling regime^{18,19} indicate that one typically has *only one open channel* in L and R . Owing to that, we limit our calculations to the one-channel case.

Carrying out the average over U by using Eqs. (2.13) and (2.14) to simplify Eq. (2.11), we get

$$C_g''(0) = - \left(\frac{2\sigma^2}{N} \right) \left\langle \left(\frac{\Gamma_{R\nu} \Gamma_{L\nu}}{\Gamma_{R\nu} + \Gamma_{L\nu}} \right)^4 \sum_{\mu \neq \nu} \frac{1}{\varepsilon_{\nu\mu}^2} \left[\frac{\Gamma_{R\mu}}{\Gamma_{R\nu}^3} + \frac{\Gamma_{L\mu}}{\Gamma_{L\nu}^3} + \left(\frac{\gamma_{R\nu}^* \gamma_{L\nu} \gamma_{R\mu} \gamma_{L\mu}^*}{\Gamma_{R\nu}^2 \Gamma_{L\nu}^2} + c.c. \right) \right] \right\rangle_{\{\Gamma, \varepsilon_\mu\}} \quad (2.15)$$

As pointed out before, the independence of eigenvalues from eigenfunctions allows the factorization of the right-hand side of Eq. (2.15) into two decoupled averages, namely,

$$C_g''(0) = - \left(\frac{2\sigma^2}{N} \right) A_\Gamma A_\varepsilon. \quad (2.16)$$

The first factor is given by

$$A_\Gamma = \left\langle \left(\frac{\Gamma_{R\nu} \Gamma_{L\nu}}{\Gamma_{R\nu} + \Gamma_{L\nu}} \right)^4 \left[\frac{\Gamma_{R\mu}}{\Gamma_{R\nu}^3} + \frac{\Gamma_{L\mu}}{\Gamma_{L\nu}^3} \right] \right\rangle_{\{\Gamma_{R\nu}, \Gamma_{L\nu}\}}, \quad (2.17)$$

where the average $\{\Gamma\}$ is taken over both leads L and R and resonances ν and μ with $\nu \neq \mu$ (terms with an odd number of distinct amplitudes drop out). The second factor is

$$A_\varepsilon = \left\langle \sum_{\mu \neq \nu} \frac{1}{\varepsilon_{\nu\mu}^2} \right\rangle_{\{\varepsilon_\mu\}} \quad (2.18)$$

and it involves only an average over the eigenvalues. Since the lead contacts are typically farther than one wavelength λ apart, the decay widths at R and L are assumed to fluctuate independently. Hence, the calculation of A_Γ requires the convolution of four χ^2 -distributions

with 2 degrees of freedom,³⁴ $P_2(\Gamma) = \exp(-\Gamma/\langle\Gamma\rangle)$ (notice that we are considering a single open channel per contact and identical leads), and we obtain $A_\Gamma = 2\langle\Gamma\rangle^2/15$.

The eigenvalue average in Eq. (2.18) is more complicated to be carried out and needs some additional assumption. Because we are going to take the thermodynamic limit ($N \rightarrow \infty$) later on, effects due to variations in the density of states are negligible. Consequently, we may place the reference eigenstate ε_ν at the center of the spectrum and write

$$A_\varepsilon \approx \frac{1}{\rho(0)} \sum_{\nu=1}^N \left\langle \sum_{\mu \neq \nu} \frac{\delta(\varepsilon_\nu)}{\varepsilon_{\nu\mu}^2} \right\rangle_{\{\varepsilon_\nu\}}, \quad (2.19)$$

where $\rho(E) = \langle \sum_{\nu=1}^N \delta(\varepsilon_\nu - E) \rangle$ is the average density of states. Before proceeding to evaluate this quantity in the RMT framework, let us first discuss an illustrative and extreme situation, the picket fence spectrum with spacing Δ . In this limit the averaged sum simplifies to $(2/\Delta^2) \sum_{n=1}^{\infty} n^{-2}$, which readily yields $A_\varepsilon = \pi^2/3\Delta^2$. Because the Gaussian ensembles hypothesis implies fluctuations in the spectrum, the actual value of A_ε for the GUE should be larger but of the same order of magnitude.

The average over eigenvalues in Eq. (2.19) can be restated as an average over a spectral determinant,

$$\begin{aligned} A_\varepsilon &= \frac{1}{\rho(0) Z_N} \int d\varepsilon_1 \cdots d\varepsilon_N \exp \left(-\frac{N}{2\lambda^2} \sum_{\nu=1}^N \varepsilon_\nu^2 + 2 \sum_{\nu \neq \mu} \ln |\varepsilon_{\nu\mu}| \right) \sum_{\nu=1}^N \sum_{\mu \neq \nu} \frac{\delta(\varepsilon_\nu)}{\varepsilon_{\nu\mu}^2} \\ &= \frac{N}{\rho(0)} \frac{Z_{N-1}}{Z_N} \left(\frac{N-1}{N} \right)^{(N^2-3)/2} \langle \det(H^2) \text{tr}(H^{-2}) \rangle_H, \end{aligned} \quad (2.20)$$

where H is a $(N-1) \times (N-1)$ GUE matrix and the normalization constant is given by³⁰

$$\begin{aligned} Z_N &= \int d\varepsilon_1 \cdots d\varepsilon_N \exp \left(-\frac{N}{2\lambda^2} \sum_{\nu=1}^N \varepsilon_\nu^2 + 2 \sum_{\nu \neq \mu} \ln |\varepsilon_{\nu\mu}| \right) \\ &= (2\pi)^{N/2} \left(\frac{\lambda^2}{N} \right)^{N^2/2} \prod_{k=0}^{N-1} k!. \end{aligned} \quad (2.21)$$

(Notice that $\Delta = 1/\rho(0) = \lambda/\pi N$ is the mean level spacing at the center of the spectrum.) In the limit of $N \gg 1$ Eq. (2.20) can be evaluated by the fermionic method³⁵ (see Appendix A for details) and one finds that

$$A_\varepsilon = \frac{2\pi^2}{3\Delta^2}. \quad (2.22)$$

As expected, the actual value of A_ε is larger, but still in fair agreement with the picket fence estimate.

The next step is to rescale the perturbation X to a dimensionless form, in such a way that all system-dependent parameters are eliminated. One possibility is to use $\langle (dg/dX)^2 \rangle$ as the rescaling parameter. As it will become clear later on, we do not find this procedure very interesting from the physics viewpoint because this quantity cannot be easily calculated

given the underlying dynamical system. We rather follow an idea originally proposed by Szafer, Simons, and Altshuler: Recall that the perturbation strength σ (the nonuniversal scale in the above calculations) also appears in the level velocity correlator $C_v(X)$,^{31,32}

$$C_v(X) = \frac{1}{\Delta^2} \left\langle \frac{d\varepsilon_\nu}{d\bar{X}} \left(\bar{X} - \frac{X}{2} \right) \frac{d\varepsilon_\nu}{d\bar{X}} \left(\bar{X} + \frac{X}{2} \right) \right\rangle \quad (2.23)$$

when evaluated at $X = 0$, namely,

$$C_v(0) = \frac{\langle [U_{\nu\nu}]^2 \rangle_U}{\Delta^2} = \frac{\sigma^2}{N\Delta^2}. \quad (2.24)$$

The statement implicit in the original works of Refs. 31 and 32 is that the quantity $\sqrt{C_v(0)}$ sets the scale for *any* averaged parametric function $\langle f(X) \rangle$, provided that the system dynamics is chaotic in the classical limit. In Sec. III we will show that $C_v(0)$ can be obtained by semiclassical arguments, once details of the confining geometry of the dot are known. Therefore, in analogy to their analysis of level velocity correlator, we apply the rescalings $x = X\sqrt{C_v(0)}$ and $c_g(x) = C_g(X)/C_g(0)$ to arrive at the following universal (dimensionless) form,

$$c_g(x) = 1 - \pi^2 x^2 + O(x^4), \quad (2.25)$$

valid for $x \ll 1$.

To extract the non-perturbative part of $c_g(x)$, as well as its $x \gg 1$ asymptotic limit, we relied on a numerical simulation. We performed a series of exact diagonalizations of random matrices of the form $H(X) = H_1 \cos(X) + H_2 \sin(X)$, with H_1 and H_2 denoting two 500×500 matrices drawn from the GUE. This model for the parametric dependence is rather convenient for the simulations and posterior data analysis because it does not make the level density to depend on X , nor it causes the eigenvalues of $H(X)$ to drift with X . It is helpful to think of $[H(X)]_{kl}$ as the matrix element of the Hamiltonian in a discrete space representation. As a result, for the one-channel lead case we may simply equal decay widths to the renormalized ($\Gamma = 1$) wave function intensities at a given point,

$$\Gamma_{k\nu} = N |\psi_\nu(k)|^2, \quad (2.26)$$

where k is the site number and ν the eigenstate label. In this way, we were able to generate more than 10^5 different configurations of the two-lead geometry, out of which only 2×10^4 were used (we stress that wave functions taken at different ν or k are statistically independent when the size of the matrix is large enough).

For each realization of H_1 and H_2 we varied X in the interval $[0, \pi/8]$ and considered only the 100 central eigenstates in order to avoid having to unfold the spectrum. In the total we have run 50 realizations. The final result is presented in Fig. 1. For comparison, we have also shown in the same figure the result obtained for the decay width correlator,

$$C_\Gamma(X) = \left\langle \Gamma_{k\nu} \left(\bar{X} - \frac{X}{2} \right) \Gamma_{k\nu} \left(\bar{X} + \frac{X}{2} \right) \right\rangle - \left\langle \Gamma_{k\nu} \left(\bar{X} - \frac{X}{2} \right) \right\rangle \left\langle \Gamma_{k\nu} \left(\bar{X} + \frac{X}{2} \right) \right\rangle. \quad (2.27)$$

We remark that this correlator is not directly accessible to experiments in quantum dots (recall that conductance peak widths are dominated by the thermal rounding of the Fermi surface). Here we have introduced it with the unique purpose of checking the reliability of the numerical simulations in the $x \gg 1$ range. Contrary to the situation for $c_g(x)$, both $x \ll 1$ and $x \gg 1$ asymptotic limits of the rescaled $c_\Gamma(x) = C_\Gamma(X)/C_\Gamma(0)$ can be evaluated analytically. One finds that (see Appendix B)

$$c_\Gamma(x) \rightarrow \begin{cases} 1 - 2\pi^2 x^2/3 & \text{for } x \ll 1 \\ 1/(\pi x)^2 & \text{for } x \gg 1 \end{cases}. \quad (2.28)$$

The data obtained from the random matrix simulations indicate that the asymptotic tail of $c_g(x)$ is well described by a x^{-2} law. In the light of Eq. (2.28), this is not very surprising: If one lead were more strongly coupled to the cavity than the other, say, $\Gamma_R \gg \Gamma_L$, we would have that $c_g(x) = c_\Gamma(x) + O(\Gamma_L/\Gamma_R)$ and therefore $c_g(x \gg 1) \sim x^{-2}$ in leading order. We cannot rigorously prove, though, that this asymptotic form is also exact when right and left leads are identical.

To conclude this subsection, we briefly discuss the universality class of preserved TR. The simplest experimental realization is a measurement of the evolution of conductance peak heights as a function of shape deformation in the absence of a magnetic field. The general approach is the same as above and we assume that the system Hamiltonian can be modeled as a member of the Gaussian orthogonal ensemble (GOE)³⁰. However, the $x \ll 1$ asymptotics of the conductance peak correlator is now more difficult to calculate. This is not a daunting problem because, as seen above, the numerical results reliably recover the correct behavior of the correlator for small values of x . Consequently, for the TR-preserved case we relied entirely on numerical simulations and did not attempt any analytical calculation. We used the same parametric dependence of $H(X)$, but this time drew H_1 and H_2 from the GOE. All other steps were identical to the GUE simulation. The resulting correlation functions (after the proper rescalings) are shown in Fig. 2. Notice that the large x asymptotics of both $c_g(x)$ and $c_\Gamma(x)$ are well described by a x^{-2} law, as for the GUE simulations. Here, analogously to the GUE, we do not know how to prove analytically that this decay is rigorously true for $c_g(x)$; on the other hand, we do know that this power law decay is indeed exact for $c_\Gamma(x)$.⁵⁰ We emphasize that the most important characteristic of the TR-preserved, universal $c_g(x)$ as compared to the TR-broken one is the larger decay width. The widths at half maximum height differ by approximately 20%.

The power spectra of conductance peak height oscillations [the Fourier transform of $c_g(x)$] for both GUE and GOE are shown in Fig. 3. Notice that the behavior is exponential only over a small range of k values. One then concludes that a Lorentzian can only be used as a *rough* approximation to the exact curves. Besides, a Lorentzian cannot accommodate simultaneously the small and large asymptotic limits of $c_g(x)$ presented above in either TR-preserved or broken cases.

B. The joint distribution of conductance peak heights and their first parametric derivative (unitary ensemble)

In this subsection we evaluate the joint probability distribution

$$Q(g, h) = \left\langle \delta \left(g - g_\nu(\bar{x}) \right) \delta \left(h - \frac{dg_\nu(\bar{x})}{d\bar{x}} \right) \right\rangle, \quad (2.29)$$

where $\bar{x} = \sqrt{C_\nu(0)}\bar{X}$ and the Hamiltonian belongs to the GUE. This distribution, although not suitable to direct experimental investigations, allows one to easily evaluate higher moments of the conductance peak height and its first parametric derivative; in particular, one can use $Q(g, h)$ to obtain the two first coefficients in the expansion of Eq. (2.9),

$$C_g(0) = \int_0^\infty dg \int_{-\infty}^\infty dh g^2 Q(g, h) \quad (2.30)$$

and

$$C_g''(0) = -\frac{1}{C_\nu(0)} \int_0^\infty dg \int_{-\infty}^\infty dh h^2 Q(g, h). \quad (2.31)$$

We begin by recalling Eq. (2.6) and introducing the coefficients Λ_ν into Eq. (2.29),

$$Q(g, h) = \left\langle \delta \left(g - \frac{\Gamma_{R\nu}\Gamma_{L\nu}}{\Gamma_{R\nu} + \Gamma_{L\nu}} \right) \delta \left(h - M_\nu \right) \right\rangle, \quad (2.32)$$

where

$$M_\nu = \sqrt{C_\nu(0)} \left[\frac{\Lambda_R}{\Gamma_{R\nu}} + \frac{\Lambda_L}{\Gamma_{L\nu}} - \frac{\Lambda_R + \Lambda_L}{\Gamma_{R\nu} + \Gamma_{L\nu}} \right] \quad (2.33)$$

Taking the Fourier transform of Eq. (2.32) with respect to h , we get

$$\tilde{Q}(g, t) = \left\langle \delta \left(g - \frac{\Gamma_{R\nu}\Gamma_{L\nu}}{\Gamma_{R\nu} + \Gamma_{L\nu}} \right) \exp(itM_\nu) \right\rangle. \quad (2.34)$$

Following the same assumptions of the previous subsection, we break up the ensemble average into four partial averages. Recalling Eqs. (2.13) and (2.14), we first carry out the average over the perturbation U :

$$\langle \exp(itM_\nu) \rangle_U = \prod_{\mu \neq \nu} \exp \left(-\frac{g^4 t^2 \Delta^2}{\varepsilon_{\nu\mu}^2} \left| \frac{\gamma_{R\nu}^* \gamma_{R\mu}}{\Gamma_{R\nu}^2} + \frac{\gamma_{L\nu}^* \gamma_{L\mu}}{\Gamma_{L\nu}^2} \right|^2 \right). \quad (2.35)$$

Next, we evaluate the average over the decay widths $\{\gamma_{R\mu}, \gamma_{L\mu}\}$ for $\mu \neq \nu$ only,

$$\left\langle \exp \left(-\frac{g^4 t^2 \Delta^2}{\varepsilon_{\nu\mu}^2} \left| \frac{\gamma_{R\nu}^* \gamma_{R\mu}}{\Gamma_{R\nu}^2} + \frac{\gamma_{L\nu}^* \gamma_{L\mu}}{\Gamma_{L\nu}^2} \right|^2 \right) \right\rangle_{\{\gamma_\mu\}} = \left[1 + \frac{g^4 t^2 \Delta^2 (\Gamma)}{\varepsilon_{\nu\mu}^2} \left(\frac{1}{\Gamma_{R\nu}^3} + \frac{1}{\Gamma_{L\nu}^3} \right) \right]^{-1}. \quad (2.36)$$

At this point, instead of also taking the average over the remaining decay widths, we consider first the average over the eigenvalues $\{\varepsilon_\nu\}$, $\nu = 1, \dots, N$. Here we use the following relation, valid in the large N limit and for ε_ν at the center of the spectrum,³⁸

$$\left\langle \prod_{\mu \neq \nu} \left[1 + \frac{(k\Delta/2\pi)^2}{\varepsilon_{\nu\mu}^2} \right] \right\rangle_{\{\varepsilon_\nu\}} = \tilde{B}(k), \quad (2.37)$$

where $\tilde{B}(k)$ is the Fourier transform of

$$B(s) = \frac{35 + 14s^2 + 3s^4}{12\pi(1 + s^2)^4}. \quad (2.38)$$

[The evaluation of the average in Eq. (2.37) requires a generalization³⁷ of the approach used to derive Eq. (2.22). A brief description is given in Appendix C.] After inserting (2.37) into Eq. (2.36) and inverse Fourier transforming the result we get

$$Q(g, h) = \left\langle \delta \left(g - \frac{\Gamma_{R\nu}\Gamma_{L\nu}}{\Gamma_{R\nu} + \Gamma_{L\nu}} \right) \frac{1}{2\pi g^2 \sqrt{\langle \Gamma \rangle} \sqrt{\Gamma_{R\nu}^{-3} + \Gamma_{L\nu}^{-3}}} \right. \\ \left. \times B \left(\frac{h}{2\pi g^2 \sqrt{\langle \Gamma \rangle} \sqrt{\Gamma_{R\nu}^{-3} + \Gamma_{L\nu}^{-3}}} \right) \right\rangle_{\{\Gamma_{R\nu}, \Gamma_{L\nu}\}}, \quad (2.39)$$

which is more conveniently expressed in the form

$$Q(g, h) = \frac{e^{-4g/\langle \Gamma \rangle}}{2\pi \langle \Gamma \rangle^2 \sqrt{g/\langle \Gamma \rangle}} H_{g/\langle \Gamma \rangle} \left(\frac{h/\langle \Gamma \rangle}{2\pi \sqrt{g/\langle \Gamma \rangle}} \right). \quad (2.40)$$

The remaining average over the reduced widths $\alpha_R = \Gamma_{R\nu}/\langle \Gamma \rangle$ and $\alpha_L = \Gamma_{L\nu}/\langle \Gamma \rangle$ appears only in the evaluation of the bell-shaped function

$$H_p(q) = \int_0^\infty d\alpha_R \int_0^\infty d\alpha_L e^{-(\alpha_R + \alpha_L - 4p)} \frac{\delta \left(p - \frac{\alpha_R \alpha_L}{\alpha_R + \alpha_L} \right)}{\sqrt{p^3 (\alpha_R^{-3} + \alpha_L^{-3})}} B \left(\frac{q}{\sqrt{p^3 (\alpha_R^{-3} + \alpha_L^{-3})}} \right). \quad (2.41)$$

In fact, one can easily carry out one of the above integrations and arrive at

$$H_p(q) = 2p \int_0^\infty du e^{-pu} \frac{u+4}{\sqrt{u(u+1)}} B \left(q \sqrt{\frac{u+4}{u+1}} \right). \quad (2.42)$$

It is possible to represent $H_p(q)$ in terms of special functions, but we did not find it particularly clarifying and therefore do not do it here. The asymptotic limits follow directly from the integral representation shown above: For $q = 0$, we obtain

$$H_p(0) \rightarrow \begin{cases} (35/6\pi) & \text{for } p \rightarrow 0 \\ (70/3)\sqrt{p/\pi} & \text{for } p \rightarrow \infty \end{cases}, \quad (2.43)$$

whereas for a fixed $p \neq 0$, we have that

$$H_p(q) \sim O(q^{-4}) \quad \text{for } q \gg 1. \quad (2.44)$$

Notice that Eqs. (2.40) and (2.42) together immediately lead to the same $x \ll 1$ asymptotics for the peak height correlator shown in Eq. (2.25). From Eq. (2.44) it is obvious that $\langle h^n \rangle$ diverges for $n > 2$. This can be ultimately related to the level repulsion present in the spectrum: Strong anticrossings of levels can cause anomalously large variations of the conductance peak height as a function of the external parameter X . When this happens, one finds that $h \sim 1/\omega$, where $\omega = |\varepsilon_{\nu+1} - \varepsilon_\nu|/\Delta \ll 1$. Since the probability of this event goes as $P(\omega) \sim \omega^2$ for the unitary ensemble,³⁰ one finds that $Q(g, h) \sim 1/h^4$ for $h \gg 1$, in agreement with our exact calculation.

III. DYNAMICAL MODEL

The aim of this section is to confront the results of the previous section against exact numerical diagonalizations of a dynamical model. The essential characteristic of a dynamical model for this type of study is a fair resemblance with the actual experimental conditions, combined with its adequacy to numerical computations. For this reason we chose the (two-dimensional) conformal billiard penetrated by an infinitely thin Aharonov-Bohm flux line carrying a flux of ϕ . This model was originally introduced in Ref. 38 and later adopted in the study of statistical features of conductance in quantum dots.¹² Using complex coordinates, the shape of the billiard in the w plane is given by $|z| = 1$ in the following area preserving conformal mapping,

$$w(z) = \frac{z + bz^2 + ce^{i\delta}z^3}{\sqrt{1 + 2b^2 + 3c^2}}, \quad (3.1)$$

where b , c , and δ are real parameters chosen in such manner that $|w'(z)| > 0$ for $|z| \leq 1$. The classical dynamics of a particle bouncing inside this billiard is predominantly stochastic and is unaffected by the presence of the flux line. To describe the flux line we chose the following gauge for the vector potential \mathbf{A} ,

$$\mathbf{A}(w) = \frac{\phi}{2\pi} \left(\frac{\partial f(w)}{\partial \text{Im}(w)}, -\frac{\partial f(w)}{\partial \text{Re}(w)}, 0 \right). \quad (3.2)$$

where $f(w) = \ln(|z(w)|)$. This particular gauge, combined with Neumann boundary conditions, permits a separation of the Schrödinger equation into polar coordinates (r, θ) of the complex parameter $z = re^{i\theta}$. The eigenstates ψ_ν thus obtained correspond to the resonant wave function appearing in Eq. (2.3).¹² In our numerical treatment the wave function χ_c in the lead is equal to a transverse sine function multiplied by a longitudinal plane wave.

In practical calculations,¹² one fixes the value of the flux ϕ and uses as a truncated basis the lowest (in our case 1000) eigenstates of the circular billiard ($b = c = 0$). These have the form $J_\nu(\gamma_{n\nu}r)e^{i\nu\theta}$, where J_ν is the Bessel function of fractional order ν and $\gamma_{n\nu}$ is the n -th root of its derivative, $J'_\nu(\gamma_{n\nu}) = 0$. The dependence on the magnetic flux enters through $\nu = |l - \phi/\phi_0|$, with ϕ_0 as the flux quantum h/e . To solve the Schrödinger equation one has to calculate several thousand matrix elements of the Jacobian $\mathcal{J} = |w'(z)|^2$ in this ϕ -dependent basis. This operation is very time consuming. Changes in shape are not a major obstacle, since b , c , and δ act as prefactors to the matrix elements and no further calculation is necessary. (For instance, in Ref. 12 only two different values of ϕ needed to be used). In the present work, however, we wanted to change the flux to simulate the simplest experimental setup and this required the use of 76 different values of ϕ . The spectrum is seen to be not only 2π -periodic in ϕ , but also symmetric around $\phi/\phi_0 = 1/2$. For this reason and, furthermore, to avoid the special points 0 and $1/2$ we let ϕ/ϕ_0 vary in the interval $[0.1, 0.4]$. To circumvent the overwhelming problem of too large amounts of computing time we employed the following strategy: we calculated the Jacobian matrix \mathcal{J} for only seven different values of $\alpha = \phi/\phi_0$, namely, from 0.10 to 0.40 in steps of 0.04. Then, for any other value of α , the matrix element $\mathcal{J}_{ij}(\alpha)$ was found by polynomial interpolation. This was checked to give a relative error of at most 10^{-7} . To improve the statistics we also calculated

the eigenstates for five different shapes by keeping $b = c = 0.2$ and letting $\delta = k\pi/6$, with $k = 1, 2, 3, 4, 5$. The spectra corresponding to these shapes are statistically uncorrelated.¹² Due to the truncation of the basis only the lowest 300 of the calculated 1000 eigenstates were accurate enough to be used in the analysis. We also discarded the lowest 100 eigenstates because of their markedly nonuniversal behavior. We should emphasize that it is not a trivial task to increase the number of usable states. For the asymmetric conformal billiard no symmetry reduction of the resulting eigenvalue problem is possible. The presence of the flux line constraints the method of analysis to the diagonalization of large Hermitian matrices, limiting the number of eigenstates that can be treated efficiently.

A. Correlation functions for the billiard

In the following, we present the numerical results for the correlators of level velocity, decay widths, and conductance peak heights. (Recall that at present only the latter can be directly measured in real experiments.)

Figure 4 shows the level velocity correlator defined by Eq. (2.23) rescaled according to $c_\nu(x) = C_\nu(x)/C_\nu(0)$, with $x = \alpha/\sqrt{C_\nu(0)}$. The plotted data were obtained by averaging over 76 equidistant values of α in the interval $[0.1, 0.4]$, over the eigenstates between 201 and 300, and over the five different shapes mentioned above. We observe a good agreement with the analytical results³² for small values of x and with random matrix simulations in general. A thorough discussion of the scaling factor $\sqrt{C_\nu(0)}$ dependence on energy and billiard shape is postponed to the next subsection.

Next we employed the billiard model to obtain the decay width autocorrelation function $c_\Gamma(x)$, Eq. (2.27). The decay widths $\Gamma_{k\nu}$ for the billiard were calculated as described in Sec. II. The position of the leads and their widths were specified in the following way: Based on autocorrelation calculations of the eigenfunction ψ_ν along the perimeter of the billiard, we found that the spatial decorrelation for the relevant levels (levels 201 to 300) takes place over a distance around $1/60$ of the perimeter. We therefore decided to take the width of the leads to be $1/24$ of the perimeter, i.e., 2.5 times the decorrelation length, yielding 24 adjacent leads. To improve the statistics we used all 24 lead position for each ψ_ν . Due to the relatively large width of the leads, adjacent leads are not correlated, as it was verified by obtaining the same result (with larger fluctuations) using only every second or every third lead. The result of the calculation is shown in Fig. 5. A fair agreement with Eq. (2.28) is noted.

Finally, we calculated the conductance peak correlation $c_g(x)$, Eq. (2.7), for the conformal billiard using the above mentioned decay widths. We chose all possible pair configurations among the 24 lead positions. The result is shown in Fig. 6 and, again, a fair agreement with the predictions of Sec. II A is observed. Notice that the data for the conformal billiard is not fully consistent with a Lorentzian if we fix the $x \ll 1$ asymptotics of the curve to be identical to Eq. (2.25). A squared Lorentzian does not seem to provide a better approximation either, although in a recent experiment¹⁹ $c_g(x)$ was measured and such a curve was fitted to the data. It would be interesting to check how well our result for $c_g(x)$ based on random matrix calculations matches the available experimental data *without* any fitting parameter (in Sec. III B we will present a way to predict the typical field correlation scale).

For all three correlators we have noticed large statistical fluctuations between data taken at different billiard shapes. We found that most levels around the 300-th one (the upper limit of reliability in our calculation) still do not show more than one full oscillation within the range of flux allowed by symmetry. The averaging over shape deformation was thus crucial to get rid of the remaining nonuniversal features. After averaging over the five values of δ mentioned previously (see also the following subsection), we found that $C_\nu(0)$ near the N -th level obeys the law $C_\nu(0) \approx 1.202\sqrt{N}$.

We ascribe the small mismatch between theory and numerics, particularly at $x > 1$, to poor statistics. As mentioned before, the only way to circumvent this problem is to compute higher eigenstates. Fortunately, this difficulty does not appear in real experiments where the magnetic flux is extended over the whole area of the cavity and the dependence of ϕ is not periodic.

B. Energy dependence of $C_\nu(0)$ for billiards

One of the important features of a dynamical model is that its quantum fluctuations display a marked dependence on energy. A *quantitative* understanding of the field scale of the fluctuations and its dependence on energy is important to put any random matrix result in contact with measurements in quantum dots. For this purpose, the semiclassical approach can be used in a relatively simple form.

The aim of this subsection is to discuss the energy dependence of the level velocity correlator $C_\nu(0)$, which is a measure of the quantum fluctuations, and show that one can successfully estimate this quantity using exclusively classical quantities. It was already properly noticed by Berry and Robnik³⁸ that the typical flux necessary to induce a crossover from GOE to GUE-like spectral fluctuations in a chaotic billiard threaded by a Aharonov-Bohm flux line scales with the energy like $E^{1/4}$. The origin of this dependence has a simple semiclassical explanation which was nicely worked out by Ozório de Almeida.^{40,41} The nonuniversal scaling $C_\nu(0)$ can be obtained in an analogous manner.

Our point of departure is a recent work by Berry and Keating³⁹ based on the Gutzwiller trace formula. Most of our semiclassical considerations follow their findings. However, our interpretation and the method we use to quantify $C_\nu(0)$ are different. To make the exposition self-contained, we shall briefly describe points of their work which are relevant to our discussion and comment when necessary.

The initial step is to approximate $C_\nu(0)$ by a two-point correlator. (The nature of the approximation is evident, since to track down the parametric evolution of a single eigenvalue for *any* ϕ is a task that cannot be exactly achieved by considering only Green's functions with a finite number of points.) As in Ref. 39, we write

$$F_\eta(\phi, E) = \frac{1}{\delta\bar{\phi}} \int_{\delta\bar{\phi}} d\bar{\phi} \left\langle \frac{d}{d\bar{\phi}} N_\eta \left(\bar{\phi} - \frac{\phi}{2} \right) \frac{d}{d\bar{\phi}} N_\eta \left(\bar{\phi} + \frac{\phi}{2} \right) \right\rangle_{\delta E}, \quad (3.3)$$

where $N_\eta(E, \phi) = \sum_\nu \Theta_\eta(E - \varepsilon_\nu(\phi))$ is a smoothed cumulative level density which counts the number of single-particle states up to an energy E at a magnetic flux ϕ . For the smoothing it is convenient to adopt the form $d\Theta_\eta(E)/dE \equiv \text{Im}(E - i\eta)^{-1}/\pi$, where the parameter η is chosen to be much smaller than Δ . (We would like to point a change in notation:

Throughout this subsection angled brackets $\langle \dots \rangle$ will denote energy averages in distinction to the previous ensemble averages.) The energy average in Eq. (3.3) is taken over a range δE around E . Ordinarily, the average over the magnetic flux is taken over a window $\delta\bar{\phi}$ in flux which corresponds to little change in the classical dynamics but is semiclassically large, i.e., it corresponds to sizable fluctuations in the spectrum. For billiards threaded by Aharonov-Bohm flux lines this is not an actual constraint, since flux variations have no effect on classical trajectories. Nonetheless, when considering the correlator of Eq. (3.3) one has, in principle, to avoid $\bar{\phi}$ pertaining to the TR breaking crossover regime.

When levels are much farther apart than η , it is straightforward to show that $dN_\eta(\bar{\phi})/d\bar{\phi}$ can be approximated by $\Delta^{-1}d\varepsilon_\nu(\bar{\phi})/d\bar{\phi}$. For ϕ larger than a certain ϕ_c such that the correlation between level velocities of different states $\mu \neq \nu$ is much weaker than for $\mu = \nu$, $F_\eta(\phi, E)$ is equivalent to $C_\nu(\phi)$ and independent of η , provided that the energy levels are taken to be within δE . This equivalence also holds in the limit of $\phi = 0$ when the spectrum is non-degenerate. In summary, $F_\eta(E, \phi)$ is a good approximation to the level velocity correlator $C_\nu(\phi)$ only for $\phi = 0$ and $\phi > \phi_c$. In fact, $F_\eta(E, \phi)$ is also the quantity evaluated analytically by Szafer and Altshuler³¹ in the context of disordered metallic rings using a diagrammatic perturbation theory based on impurity averaging.

Following Ref. 39, we now turn to the semiclassical treatment. In particular, we specialize the results to billiards threaded by a flux line. This simplifies the problem enormously since if S_n is the action of a periodic orbit n , upon applying a magnetic flux ϕ we find that $S_n \rightarrow S_n + 2\pi\hbar w_n \phi/\phi_0$, where w_n is the number of times the orbit n winds around the flux line. The cumulative level density is expressed semiclassically using the Gutzwiller trace formula and one writes the correlator as

$$F_\eta(\phi, E) = \left(\frac{2\pi}{\phi_0} \right)^2 \left\langle \sum_{nm} |A_n A_m| w_n^2 \exp \left\{ i \left(\frac{S_n - S_m}{\hbar} + 2\pi w_n \frac{\phi}{\phi_0} \right) - \frac{\eta(T_n + T_m)}{\hbar} \right\} \delta_{w_n w_m} \right\rangle_{\delta E}, \quad (3.4)$$

where the amplitudes $A_n(E)$ contain information on the stability of the orbit n as well as its Maslov index. The smoothing of the staircase function gives rise to the exponential damping factor η times $T_n(E)$, the period of the closed orbit n . In the semiclassical limit, $N(E) \gg 1$, the flux range of the TR breaking crossover is much smaller than ϕ_0 . Therefore, without affecting considerably the calculation for the pure TR broken case, we take the limit of $\delta\bar{\phi} \rightarrow \phi_0$.

Now one arrives at one of the delicate points of the semiclassical approach. The correlator $F_\eta(\phi, E)$ is expressed as a sum of diagonal and off-diagonal contributions. In contrast to the fact that it is a settled matter how to compute the diagonal part, the evaluation of the off-diagonal term is still an unsatisfactorily solved problem. It seems that for F_η it is reasonable³⁹ to neglect the off-diagonal contribution and we will do so hereafter.

The diagonal part of $F_\eta(\phi, E)$ in Eq. (3.4) is still difficult to evaluate since, in principle, it requires the knowledge of the full set of periodic orbits up to the cutoff \hbar/η . This can be simplified by the following considerations. For chaotic systems, the number of periodic orbits grows exponentially as a function of their length L and ergodicity ensures that as the orbits become longer they tend to explore the phase space more uniformly. Thus, one can define a critical length L_c corresponding to an uniform coverage of the phase space by the

periodic trajectories. For a fixed energy E , L_c determines T_c , the time when the Hannay and Ozório de Almeida sum rule⁴² is applicable, allowing the sum over periodic orbits to be calculated as an integral over orbital times. Applying this sum rule to the diagonal part of Eq. (3.4) one obtains

$$F_\eta^{\text{diag}}(\phi, E) \approx \frac{2}{\phi_0^2} \int_{T_c}^{\infty} \frac{dT}{T} \overline{w^2(T) \cos\left(2\pi w(T) \frac{\phi}{\phi_0}\right)} \exp\left(-\frac{2\eta T}{\hbar}\right). \quad (3.5)$$

Here the overline stands for an average over the phase space, or, in practice, over an ensemble of trajectories. The replacement of the summation over periodic orbits by an average over trajectories makes the problem amenable for a computational evaluation of $F_\eta^{\text{diag}}(\phi, E)$. Such procedure has already been successfully used to estimate the GOE to GUE transition parameter in the stadium billiard.⁴³

By writing the winding number as an integral over the angular velocity, $w(T) = \int_0^T dt \dot{\theta}(t)/2\pi$, it is simple to see that for an ergodic system $\overline{w(T)} = 0$. The winding number variance is given by

$$\begin{aligned} \overline{w^2(T)} &= \frac{1}{(2\pi)^2} \int_0^T dt \int_0^T dt' C(t' - t) \\ &\approx \frac{T}{(2\pi)^2} \int_0^\infty dt' C(t'), \end{aligned} \quad (3.6)$$

where $C(t) = \overline{\dot{\theta}(t')\dot{\theta}(t'+t)}$. For chaotic systems in general the correlator $C(t)$ decays sufficiently fast in T to assure the convergence of the integral in Eq. (3.6).⁴⁴ The knowledge of the winding number distribution $P(w, T)$ allowed us to evaluate the phase space average in Eq. (3.5). To determine $P(w, T)$ for the conformal billiard we have randomly chosen 10^4 initial conditions and computed trajectories up to 250 bounces for the particular deformation $b = c = 0.2$ and different δ 's. We have generated a histogram recording w and T every time a trajectory winds around the flux line located at the origin.⁴⁵ The results displayed in Fig. 7 confirm Eq. (3.6). The variance of $w(T)$ is better written as⁴³

$$\overline{w^2(T)} = \kappa \left(\frac{2E}{m\mathcal{A}}\right)^{1/2} T, \quad (3.7)$$

where \mathcal{A} is the billiard area and κ is a *system-dependent* quantity computed for the scaled billiard with unit area and trajectories with unit velocity. Moreover, our numerical results give us confidence that for any given time $P(w, T)$ is a Gaussian distribution (see Fig. 8). This is in agreement with the conjecture of Ref. 38 for periodic orbits.

Substituting this result into (3.5) and baring in mind that in the semiclassical limit $\eta T_c/\hbar \ll 1$, for $\phi = 0$ we obtain

$$F_\eta^{\text{diag}}(0, E) \approx \frac{1}{\phi_0^2}. \quad (3.8)$$

Using the leading term in the Weyl formula, $N(E) \approx AmE/2\pi\hbar^2$, we can write

$$\phi_c = \frac{\phi_0}{[4\pi\kappa^2 N(E)]^{1/4}}. \quad (3.9)$$

Notice that $\phi_c \ll \phi_0$.

Although $F(\phi, E)$ fails as an accurate approximation for $C_v(\phi)$ over the entire range of ϕ , we expect it to work for $\phi = 0$ and $\phi \gg \phi_c$. Therefore, the semiclassical quantity ϕ_c given above should yield a good approximation to the exact inverse field scale $\sqrt{C_v(0)}$. We used the same procedure described to obtain $P(w, T)$ to compute κ as a function of δ . The results are show in Fig. 9. Figure 10 shows $C_v(0)$ as a function of N from quantum mechanical (Sec. III A) and semiclassical (ϕ_c^{-2}) calculations. From the numerical diagonalizations we found that the proportionality factor between $C_v(0)$ and $N^{1/2}$ varies between 0.94 ($\delta = 5\pi/6$) and 1.54 ($\delta = \pi/6$), while the semiclassical estimate gives 0.90 for $\delta = \pi/2$, for instance. Clearly, both quantum and semiclassical calculations indicate that $C_v(0)$ depends on the billiard shape. When comparing the results of these two calculations, one should also note the size of the large fluctuations in the data presented in Fig. 10. As already remarked in the previous subsection, these large statistical fluctuations are due to the limited data set used in the simulations.

To put the semiclassical result in direct contact with experiments, one needs some system-specific information to compute κ . In the above discussion, κ gives a measure of how fast the winding numbers variance increases with time. For the more physical situation of extended B -fields, κ measures the rate of increase in the variance of accumulated areas as a function of time.⁴⁰ It is interesting to notice that the semiclassical interpretation of the scales of the conductance autocorrelation function for quantum dots and open cavities is very similar. Since quantum dots have $\Gamma \ll \Delta$, the escape time \hbar/Γ is always semiclassically large. In this regime, the physics is dominated by the classical decorrelation time, τ , implied in Eq. (3.6). The situation is very different for open cavities, where the escape time plays an important role, since it is comparable with τ . For the quarter stadium and extended B -fields, Ref. 43 gives $\kappa \approx 0.3$. In this study we observed that κ is a relatively robust number, since very different shapes of the conformal billiard give values of κ that differ at most by 60%. Therefore, we believe that with help of Eq. (3.9) and taking κ to be of order unit, one can estimate the magnitude of ϕ_c for other chaotic billiards.

IV. CONCLUSIONS AND DISCUSSION

In this paper, we have proposed that the universal form of the parametric correlator of conductance peak heights indicates the chaotic nature of the electrons dynamics in quantum dots in the Coulomb blockade regime. In experiments, the simplest parameter to vary is an external magnetic field. Whereas random matrix theory provides the universal form of the correlation function, the nonuniversal field scale can be understood in simple semiclassical terms: it is related to the average winding number per unit of time of periodic orbits bouncing between the confining walls of the quantum dot. This field scale is rather sensitive to the geometry of the dot and the Fermi energy. To compare our analytical and numerical predictions against the experimental result, the magnetic flux through the dot has to be larger than one quantum unit of flux h/e , but such that the cyclotron radius is much larger than the dot diameter.

Our theoretical prediction for the correlator of peak heights is based on the hypothesis that the statistical properties of the system Hamiltonian can be described by random matrix

theory. Although we could only derive analytically expressions for the limit of small field variations, the complete form of the correlation function was obtained by numerical simulations of large Gaussian matrices. We have compared the random matrix results with the exact correlator obtained from the conformal billiard after averaging over energy and shape deformation. The agreement found was good, given the limitations imposed by the size of the data set. In addition to that, we found that the result of the classical calculation for the magnitude of the field scale and its dependence on energy matches moderately well the quantum result.

For experimental tests of our theory, it is important to note that dephasing in the small quantum dot has to be kept low enough, namely, the dephasing length has to be larger than the system size. Also, the parametric results presented for the GUE case were illustrated in a dynamical model in which only the magnetic field was varied. This was very convenient, since it allowed us to relate the field scaling parameter to the underlying classical dynamics using a well-developed formalism. Alternatively, the external parameter could be taken as the shape variation. For $B = 0$, the conductance autocorrelation function should then follow our numerical results for the GOE case. Or, by varying the shape with $B > B_{\text{crossover}}$, the conductance peak correlator should be given by our GUE results. (While finishing this work we learned that such experiment has already been performed.¹⁹) Unfortunately, the semiclassical analysis for these situations is more difficult than the one presented here and still remains an open problem.

Some billiard geometries have well-pronounced short periodic orbits which, for insufficient averaging over energy and magnetic field, can lead to strong nonuniversal features to the curves presented in this work. We believe that overcoming this problem will be one of the most serious challenges for the experiments. In particular, to verify experimentally the asymptotic behavior of $c_g(x)$ should be very difficult. Since $c_g(x)$ involves the subtraction of two numbers and for $x \gg 1$ these numbers become very close, statistical (nonuniversal) fluctuations can easily drive the experimental $c_g(x)$ below zero. Another cause of deviations from the predicted universal behavior, presumably weaker, is the existence of wave function correlations which extend over the dot. In other words, our findings assume that the channels at different leads are decorrelated, which may not be completely true if the dot size is not much larger than the electron wavelength. The agreement of our random matrix results with the numerical calculations using the conformal billiard supports the assumption of independent channels for $N > 200$. Smaller systems should be more influenced by short or direct orbit effects. We should also mention that if there were strong correlations between heights of neighboring peaks of a given sequence, they would influence mostly the $x \gg 1$ region of the correlator. This is because averaging over a finite range of magnetic field usually yields less statistics for large field differences and, consequently, more pronounced data correlation effects.

Lastly, we point out to the fact that, independently of previous considerations, another very interesting experiment is a direct measurement of $c_v(x)$. Despite the very large Coulomb energy, which makes at first sight the conductance peak spacing very regular, a careful experiment should be able to observe the small fluctuations of the peak position as a function of an applied magnetic field. This will give direct information about the single-particle level dispersion or, equivalently, $c_v(x)$. It will also provide a direct test of our estimate of the flux correlation scale ϕ_c .

ACKNOWLEDGMENTS

H.B. was supported by the European Commission under grant no. ERBCHBGCT 930511. C.H.L. acknowledges the financial support of the National Science Foundation. Both H.B. and C.H.L. thank NORDITA for its hospitality. We are grateful to B. Altshuler, O. Klein, C. Marcus, B. Simons, N. Taniguchi, and S. Tomsovic for helpful discussions and to R. Jalabert for suggestions concerning the manuscript. We also thank H. Baranger and C. Marcus for providing us with Refs. 16 and 19, respectively, prior to publication.

APPENDIX A: EVALUATION OF $\langle \det(H^2) \text{tr}(H^{-2}) \rangle_H$

This appendix is devoted to a rather detailed evaluation of the average over the determinant shown in Eq. (2.20). Let us call

$$c_N = \langle \det(H^2) \text{tr}(H^{-2}) \rangle_H, \quad (\text{A1})$$

where H is now a $N \times N$ GUE matrix. Firstly, we notice that there is a more convenient way to express this average, namely,

$$c_N = \left. \frac{df(a)}{da} \right|_{a=0}, \quad (\text{A2})$$

where the generating function $f(a) = \langle \det(H^2 + a\mathbb{1}_N) \rangle_H$ can be evaluated by the fermionic method:³⁵

$$f(a) = \langle \det(H + \alpha\mathbb{1}_N) \det(H - \alpha\mathbb{1}_N) \rangle_H = \left\langle \int d[\chi] \exp[-\chi^\dagger(H \otimes \mathbb{1}_2 + \alpha\mathbb{1}_N \otimes L)\chi] \right\rangle_H, \quad (\text{A3})$$

where $a = -\alpha^2$, $L = \text{diag}(1, -1)$, and $\chi^T = (\chi_1^T, \chi_2^T)$, with χ_1 and χ_2 representing N -component fermionic vectors. Averaging over the GUE matrix H we find that

$$\langle \exp(-\chi^\dagger H \otimes \mathbb{1}_2 \chi) \rangle_H = \exp \left[-\frac{\lambda^2}{2N} \text{tr}(u^2) \right] \quad (\text{A4})$$

where u is the following 2×2 matrix

$$u = \begin{pmatrix} \chi_1^\dagger \chi_1 & \chi_2^\dagger \chi_1 \\ \chi_1^\dagger \chi_2 & \chi_2^\dagger \chi_2 \end{pmatrix}. \quad (\text{A5})$$

The quartic term can be decoupled by a Hubbard-Stratonovich transformation, namely

$$\int d[Q] \exp \left[-\frac{N}{2} \text{tr}(Q^2) - i\lambda \text{tr}(Qu) \right] = \left(\frac{2\pi}{N} \right)^2 \exp \left[-\frac{\lambda^2}{2N} \text{tr}(u^2) \right], \quad (\text{A6})$$

where Q is a 2×2 Hermitian matrix and $d[Q] = dQ_{11}dQ_{22}dQ_{12}dQ_{21}$. As a result, we have

$$f(a) = \left(\frac{N}{2\pi}\right)^2 \int d[Q] \exp\left[-\frac{N}{2}\text{tr}(Q^2)\right] \int d[\chi] \exp[-\chi^\dagger(\alpha\mathbb{1}_N \otimes L + i\lambda\mathbb{1}_N \otimes Q)\chi]. \quad (\text{A7})$$

The Gaussian integral over the fermionic variables can be easily carried out, yielding

$$f(a) = \left(\frac{N}{2\pi}\right)^2 \int d[Q] \exp\left\{-\frac{N}{2}\text{tr}(Q^2) + N\text{tr}[\ln(\alpha L + i\lambda Q)]\right\}. \quad (\text{A8})$$

When $N \gg 1$ the above integral over Q can be evaluated by the saddle-point approximation (which becomes exact in the limit $N \rightarrow \infty$). For this purpose we first separate angular and radial components of Q , namely, $Q = T^\dagger q T$, where $q = \text{diag}(q_1, q_2)$ and T is a $SU(2)$ matrix. The differential breaks up into $d[Q] = d\mu(T)J(q)d[q]$, where $J(q) = \pi(q_1 - q_2)^2$ is the Jacobian of the transformation, $d[q] = dq_1 dq_2$, and $d\mu(T)$ is the group measure normalized to unit. This yields

$$f(a) = \left(\frac{N}{2\pi}\right)^2 \int d[q]J(q) \exp(-NF[q]) \int d\mu(T) \exp\left[-\frac{i\alpha N}{\lambda}\text{tr}(q^{-1}T L T^\dagger)\right], \quad (\text{A9})$$

where $F[q] = (1/2)\text{tr}(q^2) - \text{tr}[\ln(i\lambda q)]$ and we have only kept terms to lowest order in α . The saddle-point expansion now involves only the radial part of the action:

$$F[q] = 1 - 2\ln(\lambda) - \frac{i\pi}{2}(\sigma_1 + \sigma_2) + \delta q_1^2 + \delta q_2^2 + O(\delta q^3), \quad (\text{A10})$$

where $q_{1,2} = \sigma_{1,2} + \delta q_{1,2}$ and $\sigma_{1,2}^2 = 1$. The relevant saddle points correspond to $\sigma_1 = -\sigma_2$, resulting in

$$f(a) = N \left(\frac{\lambda^2}{e}\right)^N \int d\mu(T) \exp\left[-\frac{i\alpha\sigma_1 N}{\lambda}\text{tr}(L T L T^\dagger)\right]. \quad (\text{A11})$$

The integral over the $SU(2)$ manifold can be evaluated through the well-known Itzykson-Zuber formula,⁴⁶ which in a simplified form reads

$$\int d\mu(T) \exp[\beta\text{tr}(L T L T^\dagger)] = \frac{\det[\exp(\beta l_i l_j)]}{\beta(l_1 - l_2)^2}, \quad (\text{A12})$$

with $l_{1,2}$ denoting the eigenvalues of L . Hence,

$$f(a) = 2N \left(\frac{\lambda^2}{e}\right)^N \frac{\sin(2\alpha N/\lambda)}{(2\alpha N/\lambda)} \quad (\text{A13})$$

(the factor of 2 takes into account the double saddle point). Finally, we obtain

$$c_N = \frac{4N^3}{3\lambda^2} \left(\frac{\lambda^2}{e}\right)^N. \quad (\text{A14})$$

The small X asymptotics of the correlator of decay widths can be determined by the same method used in Sec. IIA for the conductance peak height correlator. Beginning with the definition presented in Eq. (2.27), we expand $\Gamma_{\kappa\nu}(X \pm X/2)$ up to first order in X [see Eq. (2.5)]. The zeroth order term of $C_\Gamma(X)$ is then given by

$$C_\Gamma(0) = \langle \Gamma_\nu^2 \rangle - \langle \Gamma_\nu \rangle^2 = \langle \Gamma \rangle^2 \quad (\text{B1})$$

for the unitary ensemble. An expression analog to Eq. (2.8) is used to write the second-order coefficient of $C_\Gamma(X)$ in terms of the amplitudes Λ_ν , namely,

$$C_\Gamma''(0) = -\frac{1}{2}\langle \Lambda_\nu^2 \rangle. \quad (\text{B2})$$

Carrying out the average over the matrix elements of the external perturbation U [see Eq. (2.13)], we find that

$$C_\Gamma''(0) = -\frac{\sigma^2}{N} \left\langle \sum_{\mu \neq \nu} \frac{\Gamma_\nu \Gamma_\mu}{\varepsilon_{\nu\mu}^2} \right\rangle. \quad (\text{B3})$$

We now average separately over the eigenvalues and partial widths and obtain

$$C_\Gamma''(0) = -\frac{2\pi^2 \langle \Gamma \rangle^2 \sigma^2 X^2}{3N\Delta^2}. \quad (\text{B4})$$

Upon rescaling both $C_\Gamma(X) \rightarrow c_\Gamma(x) = C_\Gamma(X)/\langle \Gamma \rangle^2$ and $X \rightarrow x = X(\sigma^2/N\Delta^2)$, we arrive at

$$c_\Gamma(x) = 1 - \frac{2\pi^2 x^2}{3} + O(x^4). \quad (\text{B5})$$

The large X asymptotics of $C_\Gamma(X)$ can be inferred from the asymptotics of another correlator, namely,

$$P(X, E) = \Omega^2 \left\langle \sum_{\mu, \nu} |\psi_\mu(r; X_1)|^2 |\psi_\nu(r; X_2)|^2 \delta(E_1 - \varepsilon_\mu(X_1)) \delta(E_2 - \varepsilon_\nu(X_2)) \right\rangle - \frac{1}{\Delta^2} \quad (\text{B6})$$

where Ω is the system volume, $X_{1,2} = \bar{X} \mp X/2$ and $E_{1,2} = \bar{E} \mp E/2$. Recall that the wave function intensities are proportional to the decay widths $\Gamma_\mu(X_1)$ and $\Gamma_\nu(X_2)$ for point-like contacts. At $E_1 = E_2$ and large X , the interlevel correlations are secondary to intralevel ones; as result, the delta function in Eq. (B6) acts as a Kronecker delta, causing $P(X, 0)$ and $C_\Gamma(X)$ to coincide (up to a prefactor equal to Δ^2) to leading order in $O(1/X)$.

Let us for convenience assume a finite size space basis to represent the system Hamiltonian. We can then reduce Eq. (B6) to

$$P(X, E) = \left(\frac{N}{\pi}\right)^2 \langle \text{Im}[G(E_1 + i\epsilon; X_1)]_{kk} \text{Im}[G(E_2 - i\epsilon; X_2)]_{kk} \rangle - \frac{1}{\Delta^2} \quad (\text{B7})$$

with $G(E; X) = [E - H(X)]^{-1}$ and $\epsilon \rightarrow 0^+$. The above expression can be rewritten in the more convenient form

$$P(X, E) = - \left(\frac{N^2}{2\pi^2} \right) \text{Re} \langle [G(E_1 + i\epsilon; X_1)]_{kk} [G(E_2 - i\epsilon; X_2)]_{kk} \rangle - \frac{1}{\Delta^2} \quad (\text{B8})$$

In general, an expression like Eq. (B8) requires the evaluation of the following quantity:

$$D_{klmn}(E, X) = \langle [G(E_1 + i\epsilon; X_1)]_{kl} [G(E_2 - i\epsilon; X_2)]_{mn} \rangle. \quad (\text{B9})$$

The correlator $D_{klmn}(E, X)$ can be calculated exactly in the zero-mode approximation of the supersymmetric nonlinear σ model⁴⁷ (or, equivalently, in the RMT framework). This calculation is nowadays standard (for a recent review, see Ref. 48) and has already been presented in the literature.⁴⁹ Here we will only mention the resulting expression for the unitary ensemble, which is

$$D_{klmn}(E, X) = \left(\frac{\pi}{N\Delta} \right)^2 [\delta_{kl}\delta_{mn} - \delta_{kl}\delta_{mn}k(\omega, x) - \delta_{kn}\delta_{lm}n(\omega, x)] \quad (\text{B10})$$

where

$$k(\omega, x) = \int_1^\infty d\lambda_1 \int_{-1}^1 d\lambda_2 \exp [2\pi i(\omega/2 + i\eta)(\lambda_1 - \lambda_2) - (\pi^2 x^2/2)(\lambda_1^2 - \lambda_2^2)] \quad (\text{B11})$$

and

$$n(\omega, x) = \int_1^\infty d\lambda_1 \int_{-1}^1 d\lambda_2 \left(\frac{\lambda_1 + \lambda_2}{\lambda_1 - \lambda_2} \right) \exp [2\pi i(\omega/2 + i\eta)(\lambda_1 - \lambda_2) - (\pi^2 x^2/2)(\lambda_1^2 - \lambda_2^2)]. \quad (\text{B12})$$

When writing these equations we have rescaled the variables to $E/\Delta = \omega$, $\epsilon/\Delta = \eta$, and $N\Delta\sqrt{\text{tr}(U^2)X}/\pi^2 = x$. Going back to Eq. (B8), we arrive at

$$p(x, \omega) = \Delta^2 P(E, X) = \frac{1}{2} \text{Re} [k(\omega, x) + n(\omega, x)]. \quad (\text{B13})$$

Since $k(0, x) \rightarrow 2/(\pi x)^4$ and $n(0, x) \rightarrow 2/(\pi x)^2$ as $x \rightarrow \infty$, we have that $p(x, 0) \rightarrow 1/(\pi x)^2$ in the same limit. Therefore, we expect that

$$\text{cr}(x) \xrightarrow{x \rightarrow \infty} \frac{1}{(\pi x)^2}. \quad (\text{B14})$$

Finally, we remark that the $x \gg 1$ universal asymptotics of both $k(0, x)$ and $n(0, x)$ can also be obtained by the diagrammatic perturbation theory of disordered metals expressed in terms of diffuson modes.

APPENDIX C: EVALUATION OF $B(s)$

In this appendix we give a schematic description of the calculation of $B(s)$. The starting point is Eq. (2.37). Here we go through the same steps of Sec. IIA to evaluate A_s [see Eq. (2.18)]: First we fix the reference eigenvalue ϵ_ν to the center of the spectrum, obtaining

$$\tilde{B}(k) = \frac{1}{\rho(0)} \left\langle \prod_{\nu=1}^N \prod_{\mu \neq \nu} \delta(\epsilon_\nu) \left[1 + \frac{(k\Delta/2\pi)^2}{\epsilon_{\nu\mu}^2} \right]^{-1} \right\rangle_{\{\epsilon_\nu\}} \quad (\text{C1})$$

Next, we rephrase this expression in terms of an average over a spectral determinant, namely,

$$\tilde{B}(k) = a_N \left\langle \frac{\det(H^4)}{\det[H^2 + (k\Delta/2\pi)^2]} \right\rangle_H, \quad (\text{C2})$$

where a_N is a constant (such that $\tilde{B}(0) = 1$) and the average is performed over a $(N-1) \times (N-1)$ GUE matrix H . The appearance of determinants in both numerator and denominator in Eq. (C2) makes its evaluation technically more difficult than Eq. (A1). It is necessary to introduce not only four anticommuting auxiliary variables, but also two commuting (complex) ones. The resulting symmetry group is $U(1, 1|4)$ (the pseudo-unitarity is due to the structure of the denominator). Fortunately, a general solution for such graded symmetry problems has been recently worked out.³⁷ The derivation is a nontrivial generalization of the method of Appendix A. For an expression with the structure of Eq. (C2), one arrives at the following formula³⁷

$$\left\langle \frac{\prod_{j=1}^4 \det(H - m_j \Delta)}{\det(H - i\alpha \Delta) \det(H + i\alpha \Delta)} \right\rangle_H = \frac{Ae^{-2\pi\alpha}}{\alpha} \sum_{\{m_j\}} \left[\frac{(i\alpha - m_3)(i\alpha - m_4)}{(m_3 - m_1)(m_3 - m_2)} \times \frac{(i\alpha + m_1)(i\alpha + m_2)}{(m_4 - m_1)(m_4 - m_2)} e^{i\pi(m_1 + m_2 - m_3 - m_4)} \right], \quad (\text{C3})$$

where the sum runs over all 6 nonequivalent combinations of pairs of m_j , $\alpha > 0$, and A is an unspecified constant. To get $\tilde{B}(k)$ we need to take the limit $m_j \rightarrow 0$ for all $j = 1, 2, 3, 4$ at a given order. After some algebra, one finds that

$$\tilde{B}(k) = \frac{e^{-k}}{24} (24 + 24k + 8k^2 + k^3). \quad (\text{C4})$$

Finally, inverse Fourier transforming the above expression, we arrive at

$$B(s) = \int_{-\infty}^{\infty} \frac{dk}{2\pi} e^{-iks} \tilde{B}(k) = \frac{35 + 14s^2 + 3s^4}{12\pi(1 + s^2)^4}. \quad (\text{C5})$$

REFERENCES

- ¹ Reviews of experimental and theoretical aspects of quantum chaos in nanostructures can be found in *Chaos* **3**, (1993). See also H. U. Baranger, in *Nanotechnology*, edited by G. Timp (AIP, in press); R. M. Westervelt, *ibid.*
- ² R. A. Jalabert, H. U. Baranger, and A. D. Stone, *Phys. Rev. Lett.* **65**, 2442 (1990).
- ³ C. M. Marcus, A. J. Rimberg, R. M. Westervelt, P. F. Hopkins and A. C. Gossard, *Phys. Rev. Lett.* **69**, 506 (1992).
- ⁴ M. W. Keller, O. Millo, A. Mittal, D. E. Prober, and R. N. Sacks, *Surf. Sci.* **305**, 501 (1994).
- ⁵ A. M. Chang, H. U. Baranger, L. N. Pfeiffer, and K. W. West, *Phys. Rev. Lett.* **73**, 2111 (1994).
- ⁶ M. J. Berry, J. A. Katine, R. M. Westervelt, and A. C. Gossard, *Phys. Rev. B* **50**, 17721 (1994).
- ⁷ J. P. Bird, K. Ishibashi, Y. Aoyagi, T. Sugano, and Y. Ochiai, *Phys. Rev. B* **50**, 18678 (1994).
- ⁸ For a review, see M. A. Kastner, *Rev. Mod. Phys.* **64**, 849 (1992).
- ⁹ See, for instance, U. Sivan, F. P. Milliken, K. Milkove, S. Rishon, Y. Lee, J. M. Hong, V. Boegli, D. Kern, and M. deFranza, *Europhys. Lett.* **25**, 605 (1994).
- ¹⁰ R. A. Jalabert, A. D. Stone, and Y. Alhassid, *Phys. Rev. Lett.* **68**, 3468 (1992).
- ¹¹ V. N. Prigodin, K. B. Efetov, and S. Iida, *Phys. Rev. Lett.* **71**, 1230 (1993).
- ¹² H. Bruus and A. D. Stone, *Phys. Rev. B* **50**, 18275 (1994); *Physica B* **189**, 43 (1993).
- ¹³ E. R. Mucciolo, V. N. Prigodin, and B. L. Altshuler, *Phys. Rev. B* **51**, 1714 (1995).
- ¹⁴ Y. Alhassid and C. H. Lewenkopf, *Phys. Rev. Lett.* (to be published).
- ¹⁵ H. U. Baranger and P. A. Mello, *Phys. Rev. Lett.* **74**, 142 (1994); R. A. Jalabert, J.-L. Pichard, and C. W. J. Beenakker, *Europhys. Lett.* **27**, 255 (1994).
- ¹⁶ A. M. Chang, H. U. Baranger, L. N. Pfeiffer, K. W. West, and T. Y. Chang, *Phys. Rev. Lett.* (submitted).
- ¹⁷ P. M. Brouwer and C. W. J. Beenakker, *Phys. Rev. B* **51** 7739 (1995).
- ¹⁸ O. Klein (private communication).
- ¹⁹ J.A. Folk, S. R. Patel, S. F. Godijn, A. G. Hulbers, S. M. Cronenwett, C. M. Marcus, K. Campman, and A. C. Gossard, *Phys. Rev. Lett.* (submitted).
- ²⁰ I. H. Chan, R. M. Clarke, C. M. Marcus, K. Campman, and A. C. Gossard, *Phys. Rev. Lett.* **74**, 3876 (1995).
- ²¹ O. Bohigas, in *Chaos and Quantum Physics*, edited by M.-J. Giannoni, A. Voros, and J. Zinn-Justin (North-Holland, Amsterdam, 1991).
- ²² For classical hyperbolic systems one expects quantum universal behavior in the semiclassical region of the spectrum, i.e., where the electron wavelength at the Fermi surface is small enough to resolve the typical "irregularities" of the cavity. This is usually the case for two-dimensional systems with more than $O(10^2)$ electrons.
- ²³ R. Landauer, *IBM J. Res. Dev.* **1**, 223 (1957).
- ²⁴ M. Büttiker, *Phys. Rev. Lett.* **57**, 1761 (1986); *IBM J. Res. Dev.* **32**, 317 (1988).
- ²⁵ C. H. Lewenkopf and H. A. Weidenmüller, *Ann. Phys. (N.Y.)* **212**, 53 (1991).
- ²⁶ A. M. Lane and R. G. Thomas, *Rev. Mod. Phys.* **30**, 257 (1958).
- ²⁷ M. R. Zirnbauer, *Nucl. Phys. A* **560**, 95 (1993).
- ²⁸ C. W. J. Beenakker, *Phys. Rev. B* **44**, 1646 (1991).
- ²⁹ We thank O. Klein for pointing this out to us.
- ³⁰ M. L. Mehta, *Random Matrices*, 2nd ed. (Academic Press, San Diego, 1991).
- ³¹ A. Szafer and B. L. Altshuler, *Phys. Rev. Lett.* **70**, 587 (1993).
- ³² B. D. Simons and B. L. Altshuler, *Phys. Rev. B* **48**, 5422 (1993).
- ³³ The averaging is done explicitly here to simplify the calculation. In principle U is not required to be a random matrix. However, once we choose for basis the eigenstates of H_0 , the matrix elements $U_{\nu\mu}$ will be Gaussian distributed, regardless of the nature of U .
- ³⁴ C. E. Porter, in *Statistical Theories of Spectra: Fluctuations*, edited by C. E. Porter (Academic Press, NY, 1956).
- ³⁵ C. Itzykson and J.-M. Drouffe, *Statistical Field Theory*, vol. 2 (Cambridge University Press, Cambridge, 1989).
- ³⁶ E. R. Mucciolo, B. D. Simons, A. V. Andreev, and V. N. Prigodin, *Phys. Rev. Lett.* **75**, 1360 (1995).
- ³⁷ A. V. Andreev and B. D. Simons, *Phys. Rev. Lett.* **75**, 2304 (1995).
- ³⁸ M. V. Berry and M. Robnik, *J. Phys. A* **19**, 649 (1986).
- ³⁹ M. V. Berry and J. P. Keating, *J. Phys. A* **27**, 6167 (1994).
- ⁴⁰ A. M. Ozório de Almeida, in *Quantum Chaos*, edited by H. A. Cerdeira, R. Ramaswamy, M. C. Gutzwiller, and G. Casati, (World Scientific, Singapore, 1991).
- ⁴¹ O. Bohigas, M.-J. Giannoni, A. M. Ozório de Almeida, and C. Schmit, *Nonlinearity* **8**, 203 (1995).
- ⁴² J. H. Hannay and A. M. Ozório de Almeida, *J. Phys. A* **17**, 3429 (1984).
- ⁴³ Z. Pluhaf, H. A. Weidenmüller, J. A. Zuk, C. H. Lewenkopf, and F. J. Wegner, *Ann. Phys. (N.Y.)* (to be published).
- ⁴⁴ The decay of classical autocorrelators for ergodic dynamical systems is presently a matter of intensive investigation. In the absence of a rigorous proof we base our statement about the convergence of $\int_0^T dt C(t)$ on numerical evidences.
- ⁴⁵ The underlying idea is again the uniform coverage of the phase space. For an ergodic system the typical winding number as a function of length should not depend on the fact that the trajectory is periodic or not, provided that $L > L_c$.
- ⁴⁶ C. Itzykson and J. B. Zuber, *J. Math. Phys.* **21**, 411 (1980).
- ⁴⁷ K. B. Efetov, *Adv. in Phys.* **32**, 53 (1983).
- ⁴⁸ Y. V. Fyodorov, in *Mesoscopic Quantum Physics*, edited by E. Akkermans, G. Montambaux, J.-L. Pichard, and J. Zinn-Justin (North-Holland, Amsterdam, in press).
- ⁴⁹ N. Taniguchi, A. V. Andreev, and B. L. Altshuler, *Europhys. Lett.* **29**, 515 (1995).
- ⁵⁰ By extending the arguments of Appendix B to the GOE, one finds that $c_T(x) \rightarrow 2/(\pi x)^2$ when $x \rightarrow \infty$.

FIGURES

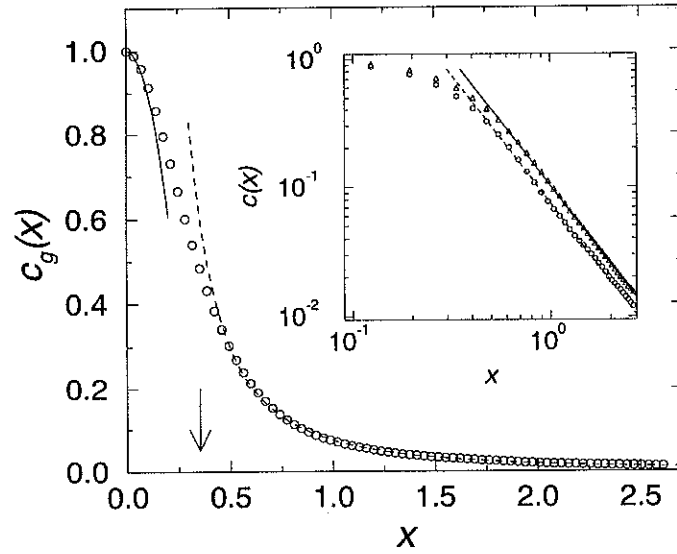


FIG. 1. The rescaled correlator of conductance peak heights (O) obtained from the Hermitian random matrix simulations (unitary ensemble). For comparison, the inset also shows the large x asymptotics in the correlator of decay widths (Δ). The solid lines are the analytical predictions for the asymptotic behaviors (when known) and the dashed line corresponds to the fitted curve $c_g(x) = .735(\pi x)^{-2}$. Statistical error bars are too small to be seen. The arrow indicates the correlation width at half maximum height.

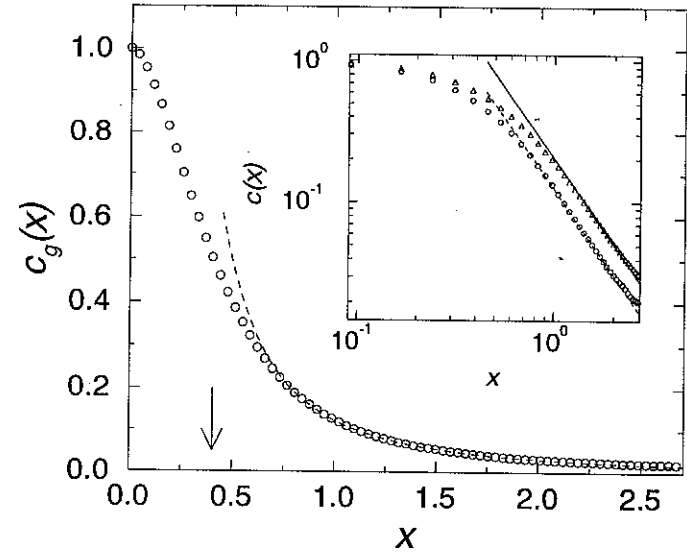


FIG. 2. The rescaled correlators of conductance peak heights and decay widths from real random matrix simulations (orthogonal ensemble), following the same conventions of Fig. 1. The dashed line corresponds to the fitting $c_g(x) = 1.214(\pi x)^{-2}$ and the solid line is the theoretical prediction for the $x \gg 1$ asymptotics of $c_r(x)$.

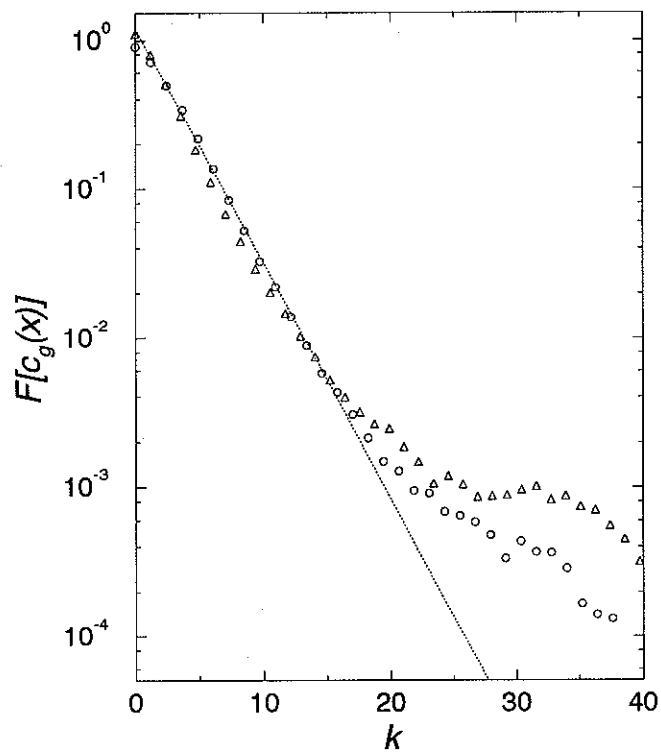


FIG. 3. The Fourier transform of the correlator of peak heights for the GUE (\circ) and GOE (Δ) ensembles. The dashed line is the curve $f(k) = 0.125e^{-k/2.75}$ representing the Fourier transform of a Lorentzian fitted to the GUE data.

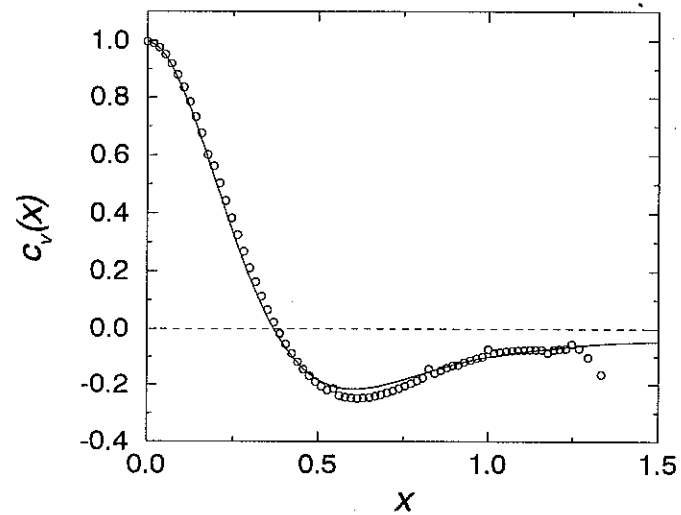


FIG. 4. The level velocity correlation function for the conformal billiard (\circ) averaged over 5 shapes, 76 values of the flux, and 200 energy levels. The full line is the result of the GUE simulation.

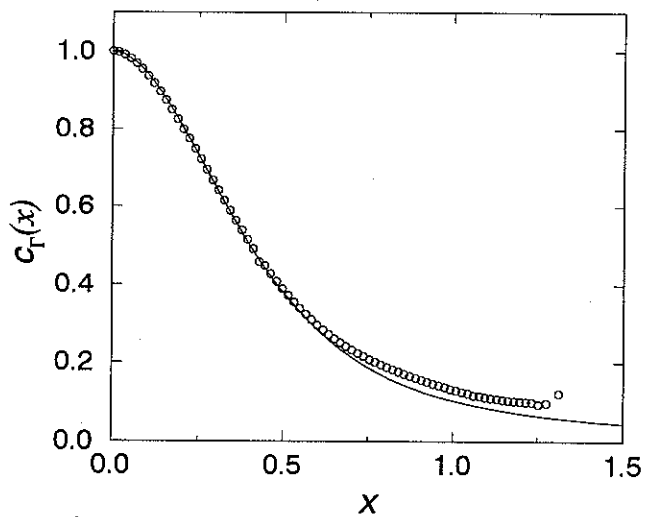


FIG. 5. The decay width correlation function for the conformal billiard (\circ) for a fixed shape ($b = c = 0.2$ and $\delta = \pi/3$) and averaged over 76 values of flux and 200 energy levels. The full line is the result of the GUE simulation.

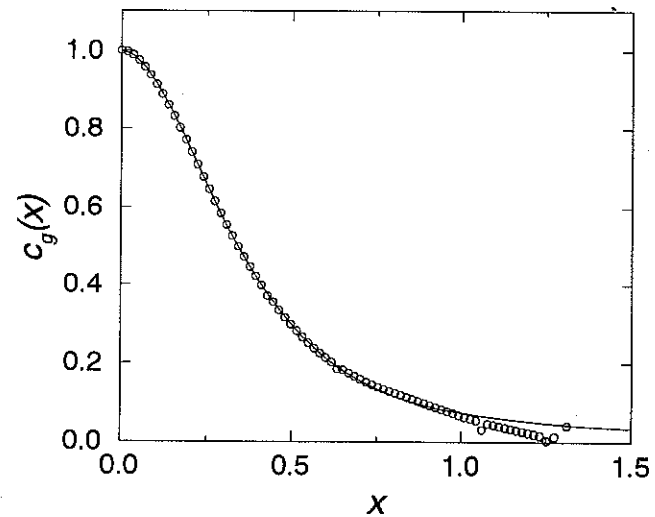


FIG. 6. The peak height correlation function for the conformal billiard (\circ) for a fixed shape ($b = c = 0.2$ and $\delta = \pi/3$) averaged over 76 values of flux and 200 energy levels. The full line is the result of the GUE simulation.

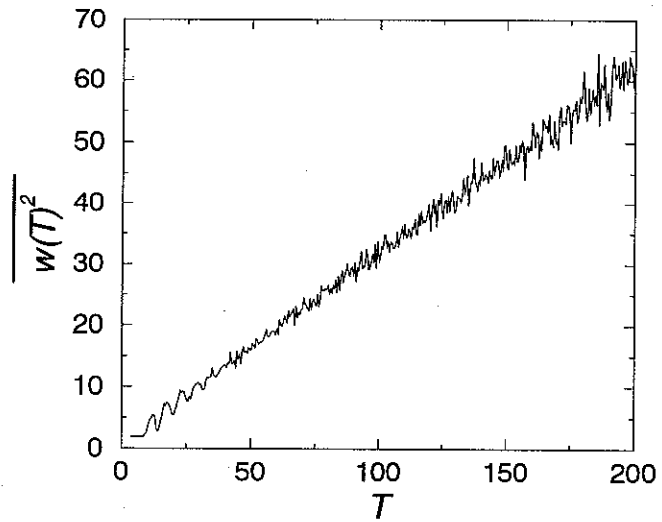


FIG. 7. Numerical estimate of the winding number variance $\overline{w^2}$ as a function of orbit time T in the classical billiard with unit area, $v_F = 1$, and $\delta = \pi/3$.

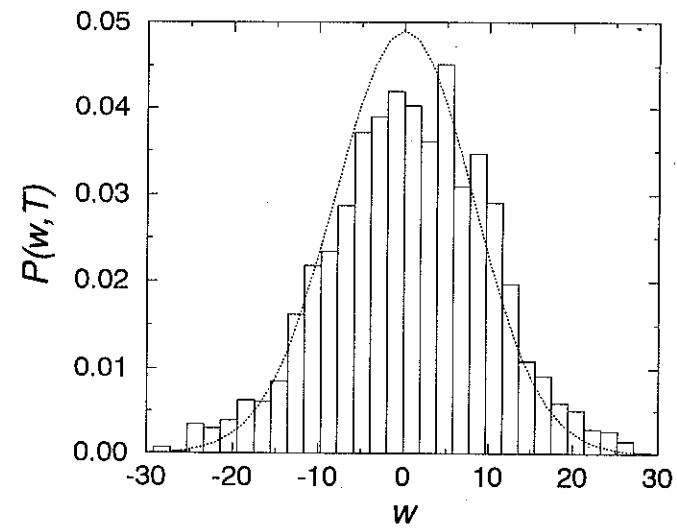


FIG. 8. The distribution of winding numbers (solid line) for $T = 150$ in the classical billiard with unit area, $v_F = 1$, and $\delta = \pi/3$. The dotted line is a Gaussian curve with variance given by Eq. (3.7).

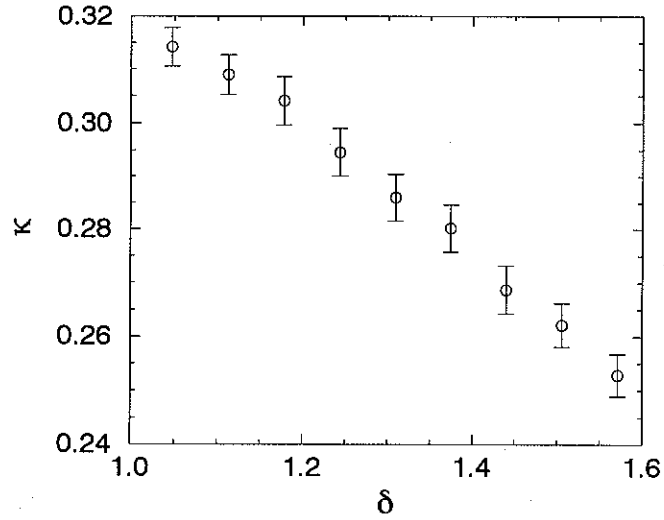


FIG. 9. The numerical coefficient κ as a function of geometry for the classical conformal billiard.

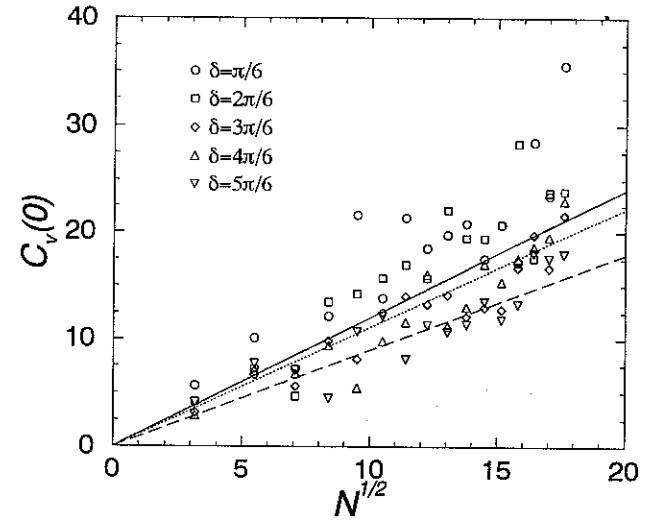


FIG. 10. $C_v(0)$ as a function of \sqrt{N} for the conformal billiard, with N as the eigenstate number. The symbols indicate the data obtained from the exact numerical diagonalization (fully quantum) for different geometries. The solid line is the total average over all data: $C_v(0) = 1.202\sqrt{N}$. The dashed and dotted lines are the semiclassical estimates [Eq. (3.8)] for $\delta = \pi/2$ ($\kappa = 0.253$) and $\delta = \pi/3$ ($\kappa = 0.314$), respectively.